

RMC HPDE New Member Welcome Packet

Our Driving Schools offer an exhilarating chance for you to unleash your vehicle (BMW or any car you love) on the racetrack! Experience the thrill of the track while learning crucial skills in a fun-filled environment. Our events are packed with excitement, featuring engaging classroom instruction and a dedicated instructor for each student in every session. Safety, challenge, and above all, FUN are at the heart of our program!

Get ready to switch gears as you alternate between action-packed classroom sessions and heart-pounding track time with your instructor. This personalized coaching is a game-changer, honed over decades of racing know-how, and delivers an experience that outshines the pricier commercial schools. Our talented instructors come from backgrounds in racing, autocrossing, and BMW CCA driving schools, making sure you're in expert hands as you speed towards your goals!

If you have any questions or comments about these pages or our events, please contact us at dsinfo@rmcbmwcca.org*protected email*.



CHECK LIST

Pre-Event

- Make sure you meet the event's driver age and license requirements
- Complete the MotorsportReg / SpeedWaiver waiver
- Save proof of waiver completion on your phone
- Complete your vehicle tech inspection with a qualified shop, technician, or mechanic
- Make sure your tech form is fully completed and signed
- Get a good night's sleep before event day

For The Driver/Student

- Water / water bottle
- Food / snacks
- Notebook with pen or pencil
- Hat and sunglasses
(Anything to help keep the sun out of your eyes)
- Sunscreen
- Closed-toe shoes
- Long pants
- Bag, bin, or box for loose items
Important: Your car must be completely empty while on track. Remove all loose items from the cabin and trunk, including anything in the glove box, side pockets, floor mats, and trunk.

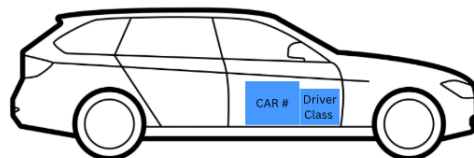
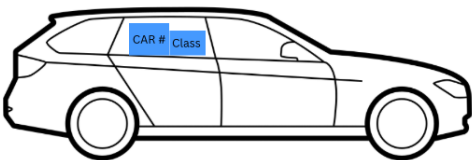
Helmet

- Approved driver helmet, if bringing your own
- Accepted helmet standards:
 - Snell SA2020 or later
 - FIA 8860-2018 / 8860-2018APB
 - FIA 8859-2015
 - FIA 8860-2010 — accepted until December 31, 2028
 - Snell M2020 helmets are grandfathered and may be used until December 31, 2026

For the Car

- Tire pressure gauge
- Wheel lug nut socket to torque your wheels, plus any other tools you may need
- Extra oil / coolant
- Factory-supplied tow hook (Used so a tow truck can recover your car without damaging bodywork, if needed)
- Number plates or painter's tape (Each car will be assigned a number and run group / class designation)

○



For Registration

- Be at registration booth (at the Gazebo) before 7:20 am
- Driver license (required if renting a helmet)
- Completed tech inspection form
- Cell phone with screenshot of completed SpeedWaiver

Understanding the Driving Groups

To help keep the event safe, organized, and productive for everyone, drivers are placed into groups based on their experience, skill level, consistency, and instructor evaluation. These groups help ensure that each driver is learning at the right pace and sharing the track with others of similar ability.

Driver placement is determined by event staff and instructors. Advancement to the next group is based on demonstrated skill, consistency, awareness, and readiness — not just speed.

D-Class

Our beginner group for first-time or very new drivers. D-Class focuses on the fundamentals of HPDE, including flag awareness, track etiquette, vision, line learning, and smooth steering, braking, and throttle inputs. The goal is to build confidence and strong habits in a structured learning environment.

C-Class

For novice drivers with some track experience who are continuing to build consistency and comfort on track. C-Class drivers work on improving technique, awareness, braking, cornering, and overall smoothness while gaining a stronger understanding of track procedures and vehicle balance.

B-Class

For intermediate drivers who have demonstrated solid awareness, consistency, and control. B-Class focuses on refining technique, improving efficiency, and becoming more confident and predictable in traffic. Drivers in this group are expected to have a strong understanding of event procedures and track etiquette.

A-Class

Our advanced group for experienced drivers with strong car control, awareness, consistency, and judgment. A-Class drivers are expected to be highly self-sufficient, smooth, and predictable while continuing to refine technique and improve overall performance.

A-Solo

For advanced drivers who have been approved to drive without an instructor in the car. Solo status is earned through demonstrated skill, maturity, consistency, awareness, and approval from event leadership. A-Solo drivers are expected to operate with a high level of responsibility, discipline, and sound judgment at all times.


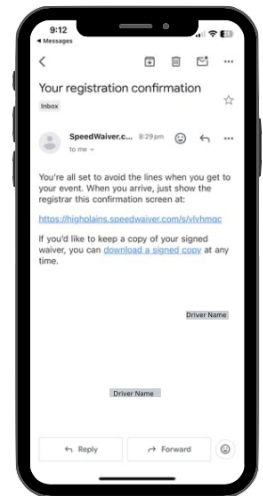
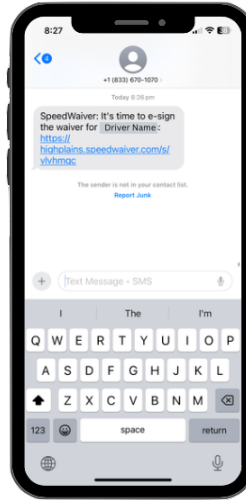
Advancement

Moving up to the next group is based on more than pace alone. Drivers must demonstrate strong awareness, smooth and predictable car control, good judgment, and a coachable attitude. Our goal is to help every student progress safely and become a more skilled and confident driver.

HOW TO DO THE SPEED WAIVER



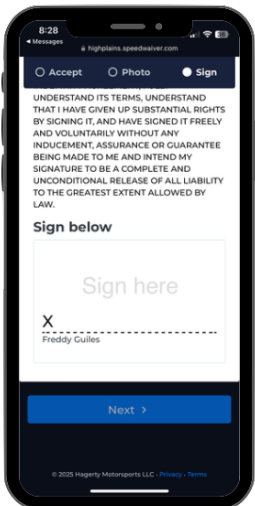
After registering, you will receive both an email and a text message with your waiver link. Open either the email or text to begin the waiver process.



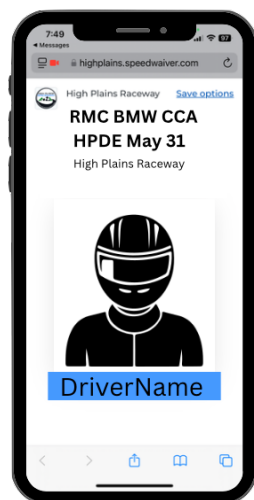
Drivers age 18 or older should select "Adult Waiver." If the driver is under 18, a parent or legal guardian must complete and sign the required waiver before the driver may participate. Any passenger or spectator under 18 must also have a waiver signed by a parent or legal guardian.



Please take a clear photo showing your full face with nothing covering it. Do not wear sunglasses or a face mask in the photo



Please take a moment to read through the waiver before signing. When prompted, sign using your initials. You will need to complete this step twice.



After signing, your phone will display a confirmation screen. To make check-in fast and easy, please take a screenshot and save it to your photo album. You will show this at registration as proof that you completed the waiver.

EVENT SCHEDULE

6:30 AM – Gates open, check-in, and vehicle prep- (Please no later than 7:20 AM)

7:15 AM – Instructors meeting

7:30 AM – Mandatory student drivers' meeting

8:00 AM–12:15 PM – Morning track, classroom, and rest rotations by run group

12:15 PM–1:05 PM – Lunch break and parade laps

1:05 PM – Mandatory afternoon student meeting

1:15 PM–1:45 PM – Instructors drive / students ride

1:55 PM–5:35 PM – Afternoon track, classroom, and rest rotations by run group

Important: Be in grid **10 minutes before every session**



Start	Duration	End	Gap	Instructors	Group A & AS	Group B	Group C	Group D		
6:30	60	7:30	0	Gates open, check-in and vehicle preparation.						
7:15	20	7:35	0	Instructors meeting in the classroom						
7:30	30	8:00	0	Mandatory Student Drivers' Meeting in the Pavilion - All student drivers in all groups.						
				Drivers: Please always grid your cars 10 minutes prior to every session – we start sessions on time. Don't rely on a PA announcement!						Double Yellow
8:00	25	8:25	5	Track	Relax	Relax	Relax	Relax	First 1 Lap	
8:30	25	8:55	0		Track	Relax	Classroom	Classroom	First 1 Lap	
8:55	25	9:20	0		Relax	Track			First 1 Lap	
9:20	25	9:45	5				Track (BTC*)	Relax	First 2 Laps	
9:50	25	10:15	5		Classroom	Classroom	Relax	Track (BTC*)	First 2 Laps	
10:20	25	10:45	5	Track	Relax	Relax	Relax	Relax		
10:50	20	11:10	0		Track	Relax	Classroom	Classroom		
11:10	20	11:30	0		Relax	Track				
11:30	20	11:50	5				Track	Relax		
11:55	20	12:15	0		Classroom	Classroom	Relax	Track		
12:15	50	13:05	0	Lunch Break - Parade Laps						
13:05	10	13:15	0	Mandatory Student Drivers Meeting in the Pavilion (Instructors optional)						
13:15	30	13:45	10	Track	Instructors Drive / Students Ride					
13:55	25	14:20	0		Track	Relax	Classroom	Classroom		
14:20	25	14:45	0		Relax	Track				
14:45	25	15:10	5				Track	Relax		
15:15	25	15:40	5		Classroom	Classroom	Relax	Track		
15:45	20	16:05	5	Track	Relax	Relax	Relax	Relax		
16:10	20	16:30	0		Track	Relax	Classroom	Classroom		
16:30	20	16:50	0		Relax	Track				
16:50	20	17:10	5				Track	Relax		
17:15	20	17:35	0		Classroom	Classroom	Relax	Track		

(BTC*) - "Brush the Cone" exercise for C & D students: with Student's permission, Instructors will slowly drive the first two full laps to demonstrate the

FACILITY MAP: HIGH PLAINS RACEWAY



Key



- Class Room



- On Site Tire Compressor



- Bathrooms



- Food Truck



BMW Car Club
of America



BMW Car Club
of America
Rocky Mountain Chapter



- Gazebo Registration/Driver Meeting

High Plains Raceway provides a well-equipped facility for our HPDE program, with key amenities including bathrooms, an on-site tire compressor, food service, paddock parking, and a nearby classroom space for instruction. All students should report to the gazebo upon arrival for registration and the drivers' meeting. The classroom building next to the gazebo is where student classroom sessions will be held during the event.

Getting To Grid

When it is time for your on-track session, follow the **yellow arrows** shown on the map to make your way from the paddock area to **Grid**. These arrows show the recommended route students should use to line up before going on track. Once in Grid, follow staff instructions and be ready to move when directed. The **green arrows** show the traffic flow from **Grid onto the track**. The **red arrows indicate the direction of traffic coming off track** and returning to the paddock. Please drive slowly, stay alert, and follow all worker directions while moving through the facility.

FLAGS

Understanding track flags is an important part of HPDE. Drivers are expected to know each flag and respond appropriately whenever it is displayed. At High Plains Raceway, most flag stations use **digital light panels** instead of traditional flags, so it is important to stay alert and check each station every lap.



Green/No Flag: Track is clear, Good to Go




Two Sets of Yellows Flags

- **Solid Yellow Flag:** Proceed with caution (Non-Emergency). This flag will be solid on the first lap
- **Flashing Yellow Flag:** Slow down, No Passing




Red Flag: Check your mirrors and, when safe, come to a controlled stop at the side of the track.



Police Lights: After a red flag, proceed off the track at a safe speed. No passing.



Meatball Flag: This is a vehicle-specific flag. If it is pointed at you, enter pit lane as directed.



Checkered Flag: The session has ended. Complete your cool-down lap and exit the track. No passing.

High Plains is a unique track where you will not see physical flags (*except for the Meatball Flag which is a physical flag*). Instead you will see digital electric signs at all the corner worker stations. This means not all worker stations have people working at them. **In the event of a Red Flag, safely bring your car to a controlled stop at the side of the track.** If possible, stop near a staffed corner station.

RECOMMENDED AUTO SHOPS TO COMPLETE TECH INSPECTIONS

Shop Name	Address	Phone Number
Autoworks Colorado	8110 Shaffer Parkway, #100 Littleton CO 80127	(303) 932-9990
Bavarian Motors	8484 S. Valley Highway Englewood, CO 80112	(303) 656-9268
Big Mission Automotive	579 County Line Rd, Unit C Palmer Lake, CO 80133	(719) 375-1527
Bimmer Haus Performance	7233 West 116th Place, Suite A Broomfield, CO	(720) 566-0521
BMW of Denver Downtown	1040 S. Colorado Blvd Denver, CO 80246	(855) 599-2730
BMW of Loveland	4150 Byrd Dr Loveland, CO 80538	(888) 207-3396
Dynamic Import Service	937 Kimbark St Longmont, CO 80501	(720) 600-6085
Mondino Imports Inc	305 Juanita St F, Colorado Springs, CO 80909	(719) 385-0953
Honest Assembly Garage	Denver, CO 80221 (Appointment Only)	(720) 780-6557
Poudre Sport Car	5806 S. College Ave Fort Collins, CO 80525	(970) 229-0996
SCR Performance	3466 E County Rd 20C, Unit C8 Loveland, CO 80537	(970) 203-1127

NOTE

All Driver need to contact the shop to arrange an appointment.

Please note that **you are not required to use one of the shops listed above**. However, your **vehicle must be inspected by a qualified shop, technician, or mechanic**. This is important not only for your own safety, but also for the safety of other drivers, instructors, and track workers. We want to ensure that every vehicle is properly prepared to handle the speeds and demands of high-performance driving.